



technische import

Produkt informatie



FRATELLI PETTINAROLI SPA

www.bafa.nl



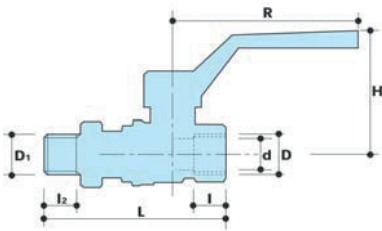
DESCRIPTION

50/3

F x tail Heavy duty full-flow ball valve.
Red aluminium lever.

According to EN 13828

DIMENSIONS



| Dx D1 | 1/2"x 1/2" | 1/2"x 3/4" | 3/4"x 3/4" | 3/4"x 1" | 1"x 1" | 1"x1 1/4" | 1 1/4"x1 1/4" |
|-------|------------|------------|------------|----------|--------|-----------|---------------|
| d | 15 | 10 | 20 | 20 | 25 | 25 | 32 |
| H | 54 | 54 | 63.5 | 63.5 | 75.5 | 75.5 | 80.5 |
| I | 17 | 17 | 18 | 18 | 21.5 | 21.5 | 23.5 |
| I2 | 13 | 14 | 14 | 16 | 16 | 18.5 | 18.5 |
| L | 93 | 98 | 105 | 110 | 119 | 126 | 135 |
| R | 82 | 82 | 95 | 95 | 120 | 120 | 120 |
| Acc. | 1 | 1 | 2 | 2 | 3 | 3 | 3 |
| g | 310 | 330 | 490 | 620 | 870 | 1000 | 1310 |

All threads are in accordance with ISO 7/1 or ISO 228

MATERIALS



| | |
|---------------------|--|
| Body | CuZn40Pb2 Cw617N (DIN 50930 part.6) |
| Ball | CuZn40Pb2 Cw617N (DIN 50930 part.6) Diamond polished and chrome plated. |
| Spindle | CuZn39Pb3 Cw614N (DIN 50930 part.6) |
| Stuffing box | CuZn39Pb3 Cw614N (DIN 50930 part.6) Adjustable |
| Seats | PTFE |
| O-rings | 2 x Viton® PTFE seal |
| Nut, tail | CuZn40Pb2 Cw617N (DIN 50930 part.6) |
| Lever | aluminium lever |

TAIL VARIANTS

| | |
|------|-------------------------------------|
| 50 | F X F, red aluminium lever |
| 50/1 | F X M, red aluminium lever |
| 50/2 | M X M, red aluminium lever |
| 50/3 | F X Union tail, red aluminium lever |
| 50/4 | M X Union tail, red aluminium lever |

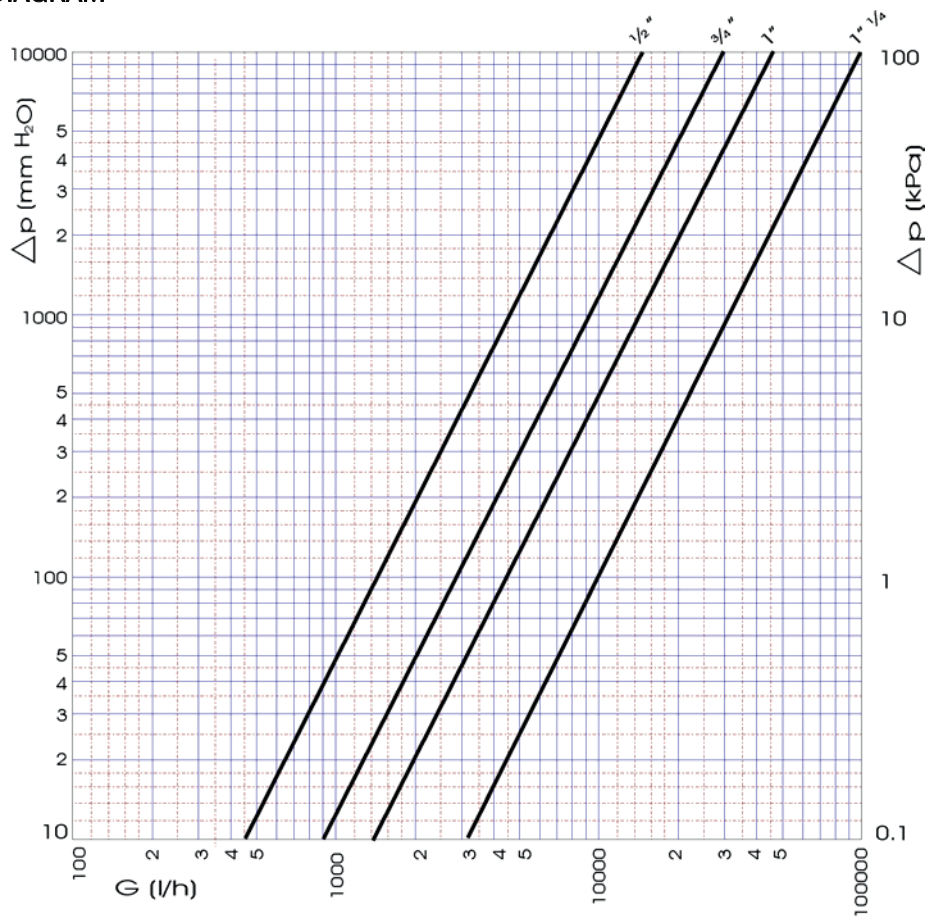
HANDLE VARIANTS

| | |
|----|---------------------------------------|
| 50 | Red aluminium lever |
| 51 | Red steel lever |
| 52 | Red butterfly handle |
| 53 | Gear handle |
| 55 | Red steel lever and spindle extension |
| 56 | Square top (small) |
| 57 | Square top (large) |
| 58 | Lockable handle (steel lever) |

APPROVALS

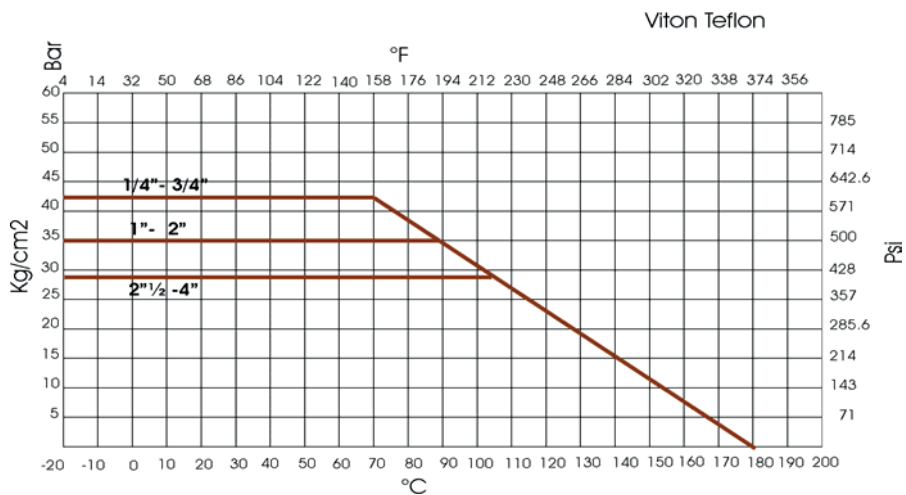


PRESSURE DROP DIAGRAM



| Dim. | 1/2" | 3/4" | 1" | 1 1/4" |
|------|------|------|----|--------|
| Kv | 14.5 | 30 | 45 | 97 |
| PN | 30 | 30 | 30 | 30 |

TEMPERATURE / PRESSURE DIAGRAM



RECOMMENDED WORKING TEMPERATURE/ PRESSURE LIMIT

30 bar - 100°C - non shock