



**technische import**

# Produkt informatie



**FRATELLI PETTINAROLI SPA**

[www.bafa.nl](http://www.bafa.nl)



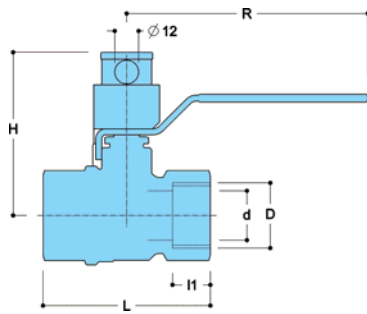
## DESCRIPTION

# 58

F x F Heavy duty full-flow ball valve with lockable device. Red steel lever.

According to EN 13828

## DIMENSIONS



D	1/4"	3/8"	1/2"	3/4"	1"	1 1/4"	1 1/2"	2"
d	10	10	15	20	25	32	40	50
H	56	56	59	66.5	82.5	87.5	101	108
I	11.5	12	17	18	21.5	23.5	23.5	28
L	46	47	62	69	84	96	106	127
R	75	75	75	95	120	120	150	150
Acc.	1	1	1	2	3	3	4	4
Gr.	240	210	300	440	830	1190	1610	2410

All threads are in accordance with ISO 7/1 or ISO 228

## MATERIALS

<b>Body</b>	CuZn40Pb2 Cw617N (DIN 50930 part.6)
<b>Ball</b>	CuZn40Pb2 Cw617N (DIN 50930 part.6) Diamond polished and chrome plated.
<b>Spindle</b>	CuZn39Pb3 Cw614N (DIN 50930 part.6)
<b>Stuffing box</b>	CuZn39Pb3 Cw614N (DIN 50930 part.6) Adjustable
<b>Seats</b>	PTFE
<b>O-rings</b>	2 x Viton® PTFE seal
<b>Lock nut</b>	CuZn40Pb2 Cw617N (DIN 50930 part.6)
<b>Revolving sleeve</b>	CuZn39Pb3 Cw614N (DIN 50930 part.6)
<b>Toothed sector</b>	CuZn40Pb2 Cw617N (DIN 50930 part.6)
<b>Pin</b>	CuZn39Pb3 Cw614N (DIN 50930 part.6)
<b>Plastic collar</b>	PVC
<b>Lever</b>	Galvanised steel. PVC grip with "Pad Printing"

## TAIL VARIANTS

58	F X F, lockable handle
58/1	F X M, lockable handle
58/2	M X M, lockable handle

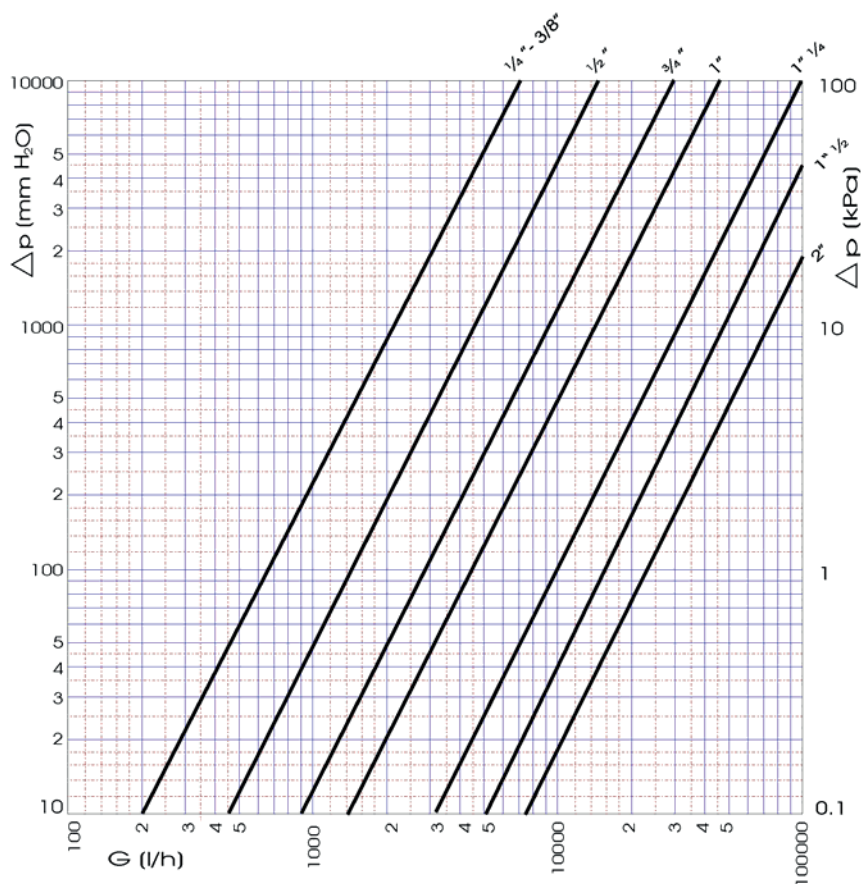
## HANDLE VARIANTS

50	Red aluminium lever
51	Red steel lever
52	Red butterfly handle
53	Gear handle
55	Red steel lever and spindle extension
56	Square top (small)
57	Square top (large)
58	Lockable handle (steel lever)

## APPROVALS

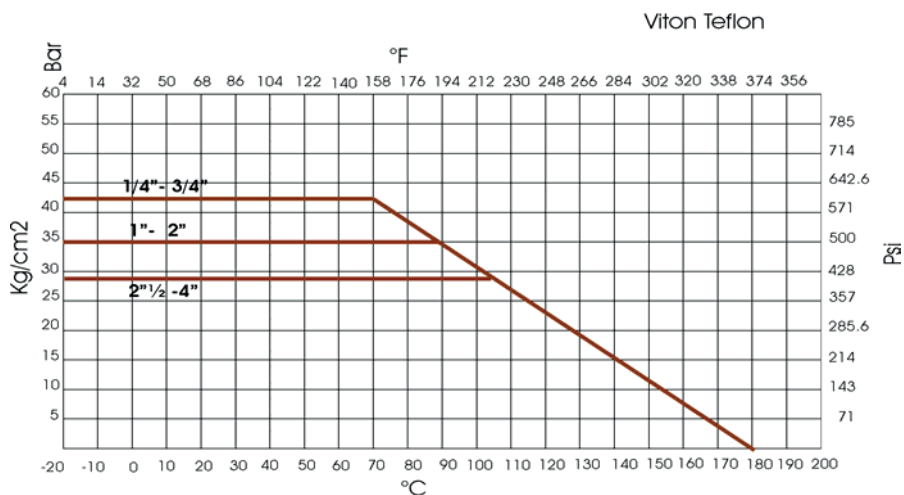


## PRESSURE DROP DIAGRAM



Dim.	1/4"	3/8"	1/2"	3/4"	1"	1 1/4"	1 1/2"	2"
Kv	6.6	6.7	14.5	30	45	97	150	220
PN	42	42	42	42	35	35	35	35

## TEMPERATURE / PRESSURE DIAGRAM



### RECOMMENDED WORKING TEMPERATURE/ PRESSURE LIMIT

30 bar - 100°C - non shock  
 10 bar - 150°C - non shock