



**technische import**

# Productinformatie



A.U.K. MÜLLER GMBH & CO. KG

**BAFA.NL**

# Product Information

## Dispense valve, DN 8

series 46.008.111



### Description

2/2-way solenoid valve of nominal diameter DN 8 for liquid dispense. This valve is direct acting and normally closed (NC).

Valves of this design are medium separated seat valves, where the plunger is separated by a diaphragm from the medium. The valve seat is made of scale build up inhibiting PTFE.

This valve can be manufactured with a variety of customised connections in DC or AC voltage. Low power or PPM triggering can be used.

Electrical operating safety is achieved by PBT coating of the coil and can be supported by an additional protection circuit.

The valve is available in different PSU valve housing types and is distinguished primarily by its food grade and hot water capability.

### Applications

- hot / cold drink dispensers
- tank or boiler draining
- automatic animal feeding equipment



## A.u.K. Müller

Solenoid valves  
Control valves  
Special valves and systems


A. u. K. Müller GmbH & Co. KG  
Dresdener Str. 162  
D-40595 Düsseldorf/Germany

Tel.: +49(0)211-7391-0  
Fax: +49(0)211-7391-281

e-mail: [info@akmueller.de](mailto:info@akmueller.de)  
Internet: [www.akmueller.de](http://www.akmueller.de)

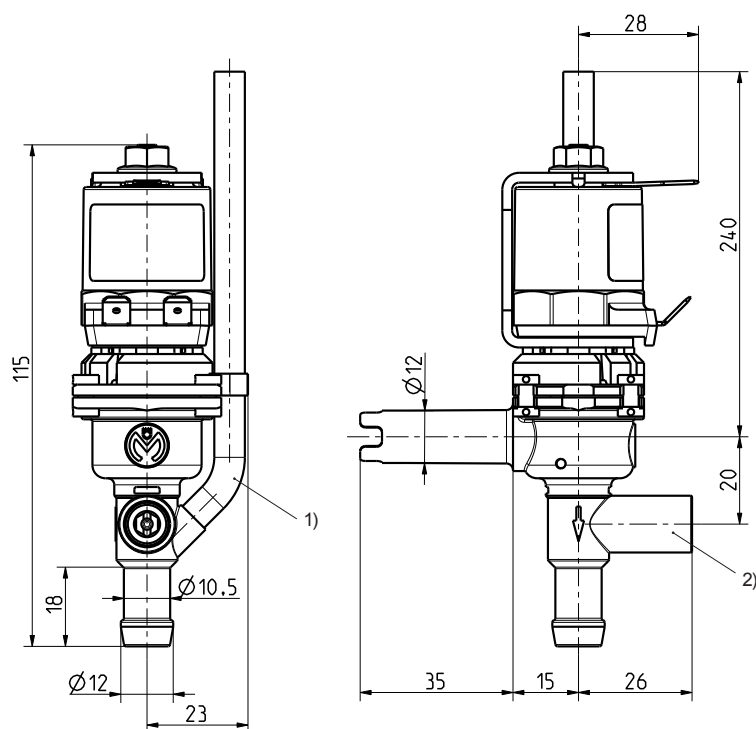
### Characteristics

- direct acting
- plunger separated by diaphragm from medium
- PTFE valve seat to inhibit scale build up
- long term performance capability
- flow rate adjustable (flow regulation screw)
- suitable for food and hot water appliances
- works from zero pressure
- similar hydraulic performance for AC or DC types
- other hydraulic connections on request
- complete drainage of valve outlet after shut off
- easy to assemble and service
- coil change without opening of medium circuit, coil can be mounted 4 x 90°
- high operating safety by the use of high quality and 100% final testing of the products
- NSF/ANSI Standard 169
- cULus MH13874



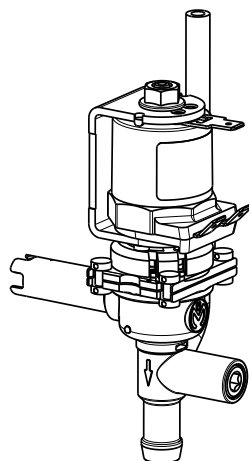


### series 46.008.III



### Materials

Valve body	PSU
Valve seat	PTFE
Plunger guide	stainless steel
Plunger	stainless steel
Membrane	VMQ FMQ (on request)
Sealings	VMQ
Coil coating	PBT, PET or epoxy resin



### Options

- 1) Ventilation of outlet nozzle to drain downstream tubing completely. Different lengths of breather tube on request.
- 2) Regulation screw for vernier adjustment of flow.

### Technical Data

Type	dispense valve		
Construction	2/2-way single chamber valve inlet ninety degree to the outlet, direct acting		
Function	NC (normally closed)		
Fitting position	coil pointing upwards		
Media	cold and heated potable water and physically and chemically similar media		
T-Medium	98	°C max.	
T-Ambient	70	°C max.	
DN	8	mm	
Flow	adjustable at outlet nozzle		
p-Operating	0 - 60	mbar	
Coil type	MS.006, MS.024, MS.025		
Nominal voltages	230	V AC	50/60 Hz
	110	V AC	50/60 Hz
	24	V AC	50/60 Hz
	24	V DC	50/60 Hz
other voltages on request			
Voltage tolerance	+10% -15%		
Duty cycle	AC 50% (cycle 1 min) DC 100%		
Nominal power	9,5 W	16,4 VA (AC only)	
Protection type	IP 00	higher IP-classes on request	
Coil connection	flat tabs 6,3 x 0,8 mm (others on request)		
Insulation class	F	according to EN 60730	
Protection class	I	according to EN 60730 (for incorporation in class I)	

**MS.006**  
(IP00)



**MS.024**  
(IP65)



**MS.025**  
(IP67, IP68)



Dispense valve, DN 8

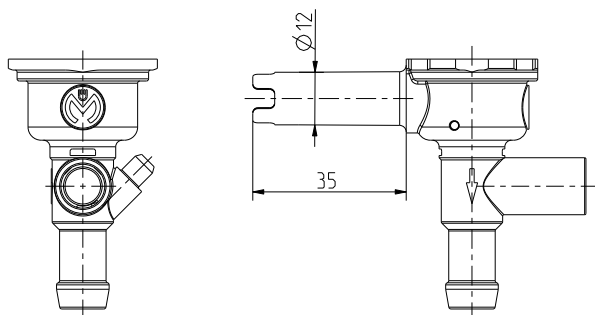


A.u.K. Müller

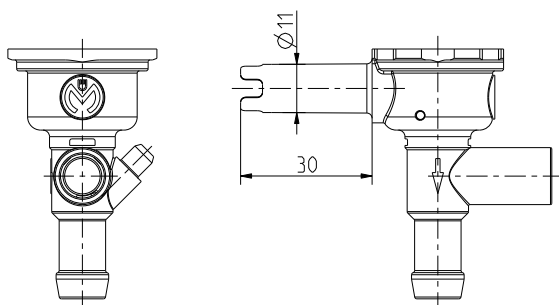
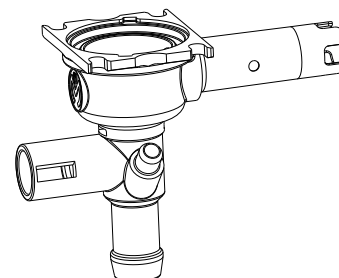
### Series 46.008.III

with regulating screw and ventilation of outlet nozzle

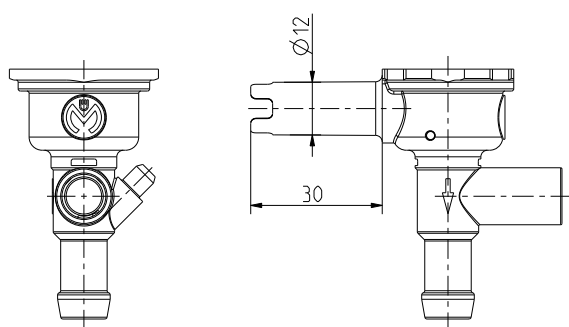
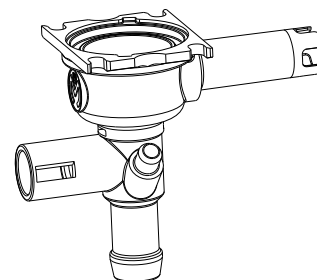
valve body  
version



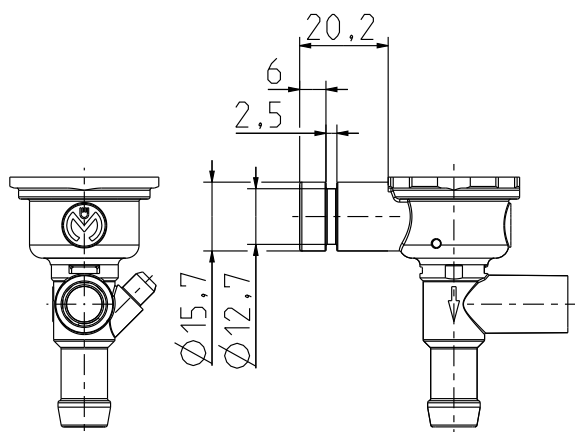
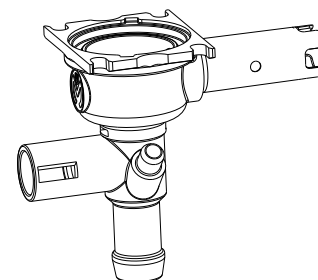
~002



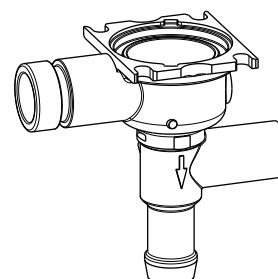
~003



~004



~010

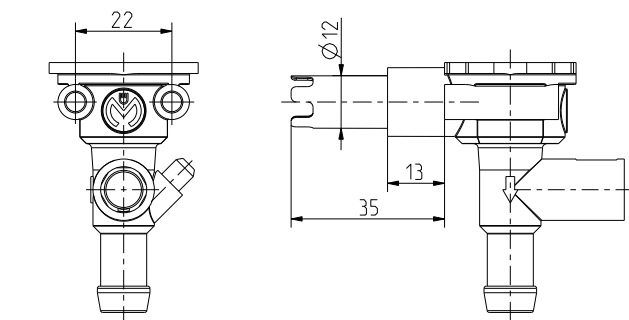




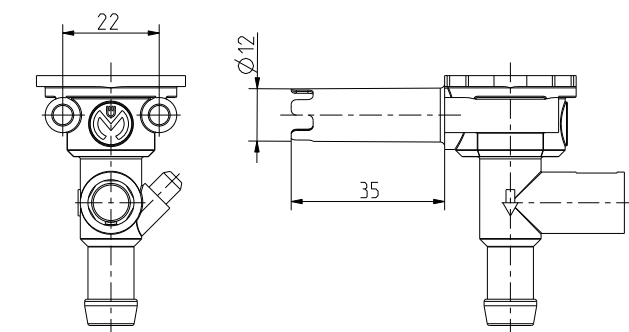
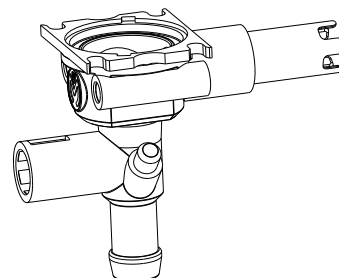
**series 46.008.III**

with regulating screw, ventilation of outlet nozzle  
and fixing possibility

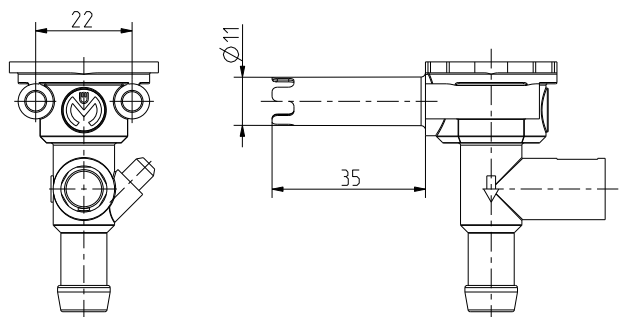
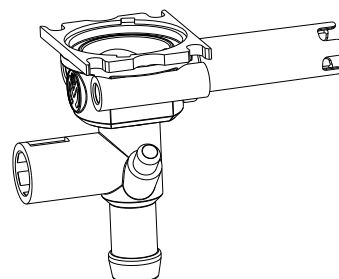
valve body  
version



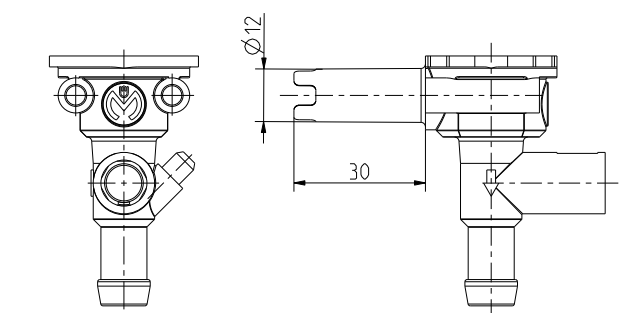
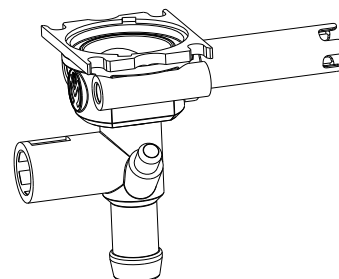
~011



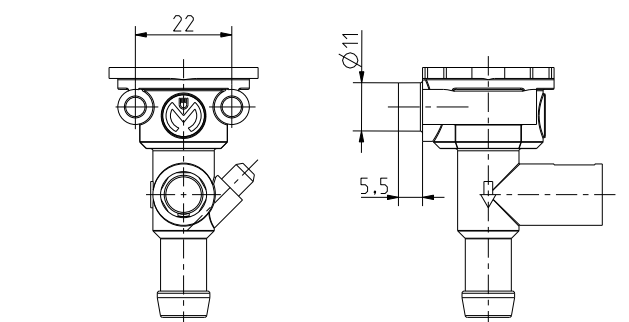
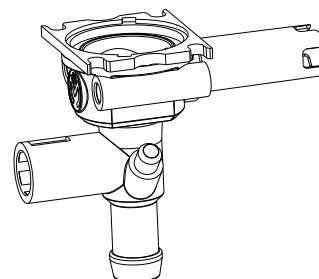
~012



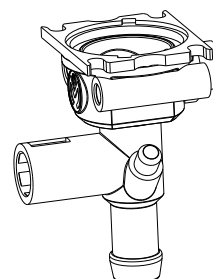
~013



~014



~015



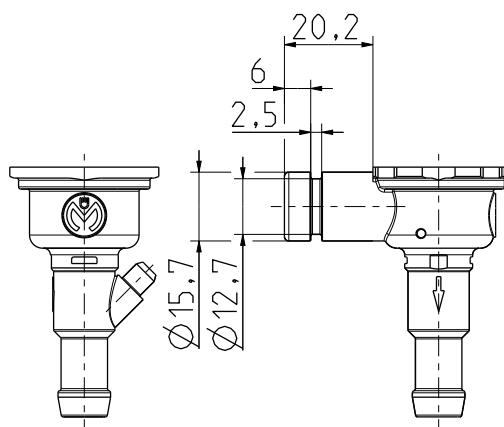
Dispense valve, DN 8



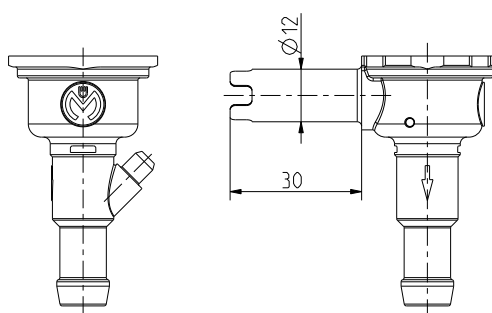
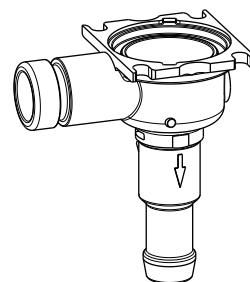
A.u.K. Müller

**Series 46.008.III**

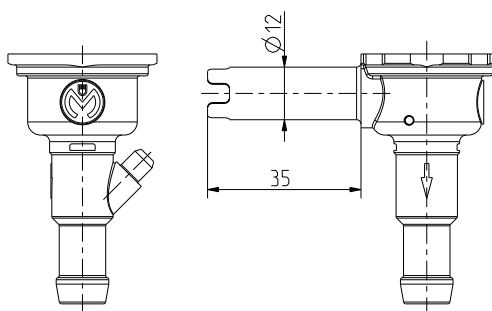
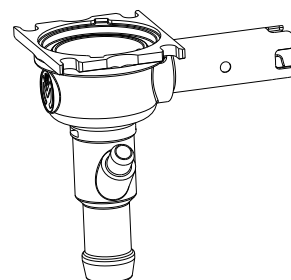
with ventilation of outlet nozzle

valve body  
version

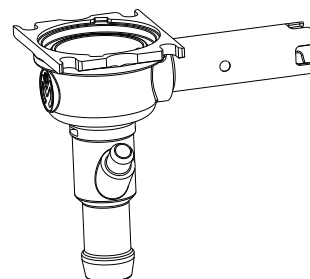
~107



~108



~109



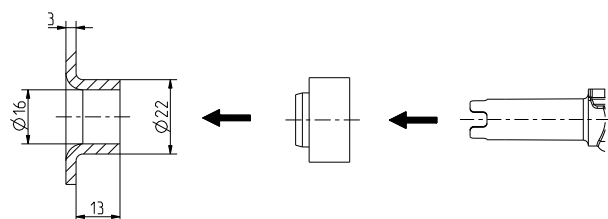
## Dispense valve, DN 8



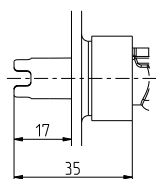
A.u.K. Müller

series 46.008.III

tank sealings material: VMQ

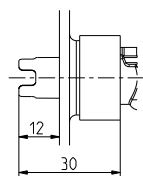
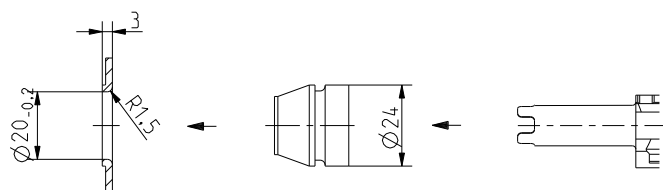
for valve body  
version

ID.

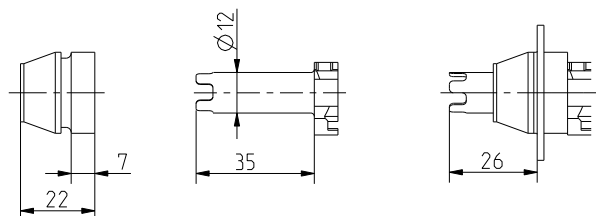
~002  
~012  
~202

seal for tank inlet nipples

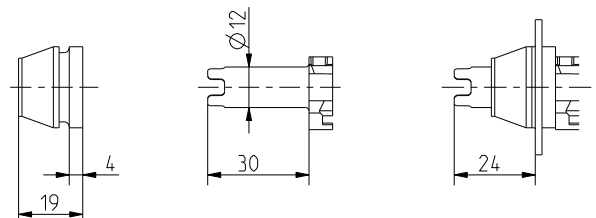
000849

~004  
~014  
~204

seal for circular tank holes

~002  
~012  
~202

006722

~004  
~014  
~204

007822



dyed

Dispense valve, DN 8

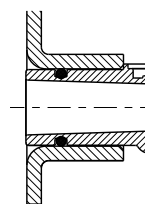
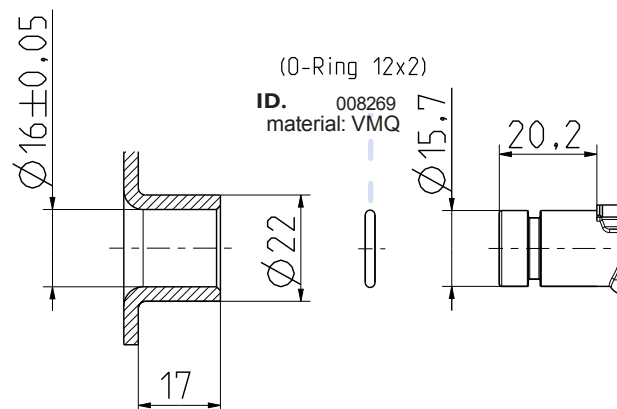


A.u.K. Müller

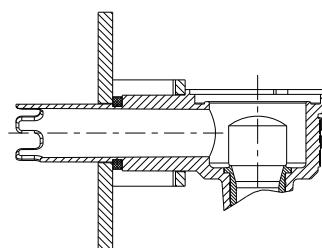
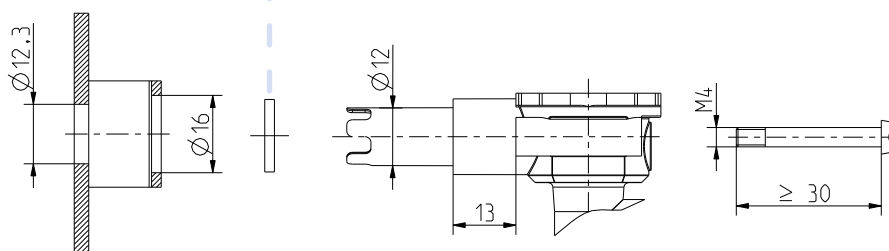
Series 46.008.III

for valve body  
version

~010  
~210



~011







**technische import**

Nijverheidsweg 11  
7005 AS Doetinchem  
T. +31 (0) 314-344342  
E. [info@bafa.nl](mailto:info@bafa.nl)

**BAFA.NL**